

MARLAN INDUSTRIES

2631 Myrtle Springs Ave.
Dallas, TX 75220

Phone: 214-357-6571
Toll Free: 888-358-8122
Fax: 214-902-8548

Marine - Automotive - Industrial




MEMBER
ABYC
Setting Standards for Safer Boating®

Cable Harnesses, Panel Assemblies and Electrical Parts
info@marlanindustries.com www.marlanindustries.com

Catalog 2009-08

Custom Made Control Panels and Harnesses

Our Design and Engineering department is available for assistance in new product development. Small to large panels and harnesses with your specifications or ours. CNC machine cut, engraved and assembled panels. Mold machines for insert and injection molding for harnesses. Examples below:




Give Sales a call or email, send prints we will be glad to look them over.

Mar-Lan Industries
2631 Myrtle Springs Ave.
Dallas, TX 75220
214-357-6571
888-358-8122
sales@marlanindustries.com

MOLDED FLAT PLUGS & RECEPTACLES

Molded plugs and receptacles have applications in automotive marine and industrial products. Mated male and female ends on 12" wire lengths.

- 5002 two pole connectors
- 5003 three pole connectors
- 5004 four pole connectors



5 POLE CONNECTOR, the female end is connected to the towing vehicle when the trailer is equipped with a surge braking system. It also can be used with the standard flat four conductor trailer connector.


- 5008 five pole connectors
- 5008F-04 female 48"
- 5008M-01 male 12"



MOLDED FLAT PLUGS & RECEPTACLES and HARNESSSES

Molded on one end and blunt cut on the other, have applications in automotive, marine and industrial products.

- 5005 Female 48"
- 5006 Male 12"
- 5007 25' wishbone trailer harness



EIGHT WAY PIGTAIL HARNESS FEMALE

2, 10ga leads, black and red, and 6, 16ga leads purple, grey, lit. blue, tan, brown/white and yellow/red. 24" or 36" available
Mates with part number 6108.



- 6107
- 6107-36

EIGHWAY PIGTAIL HARNESS MALE

Wire gauge and colors same as the 6107 above. Mates with the 6107 and the I/O Engine harness 6118.



- 6108
- 6108-36

TROLL PLUG RECEPTACLES

Receptacles are molded with flexible PVC at terminal location for easy plug-in alignment. Mounting surface on receptacles are molded with rigid polypropylene. Fits 1 1/8" diameter hole, #10 mounting holes and 2 1/2" x 1 3/4" faceplate.



- | | |
|-----------|---------------------------------------|
| 5011-02 | 12 v 10g 2 wire female |
| 5011-02-2 | 12 v 10g 2 wire female w/connector |
| 5011-03 | 12/24 v 10g 3 wire female |
| 5011-03-2 | 12/24 v 10g 3 wire female w/connector |
| 5011-28 | 12 v 8ga 2 wire female |
| 5011-28-2 | 12 v 8g 2 wire female w/connector |
| 5011-38 | 12/24 v 8g 3 wire female |
| 5011-38-2 | 12/24 v 8g 3 wire female w/connector |
| 5012 | replacement caps |



TROLL PLUGS male

Plugs are molded with flexible PVC at terminal location for easy plug-in alignment.

- | | |
|-----------|--|
| 5010-02 | 12 volt, 10ga, 2 wire |
| 5010-02-2 | 12 volt, 10ga, 2 wire w/connectors |
| 5010-28 | 12 volt, 8ga, 2 wire |
| 5010-28-2 | 12 volt, 8ga, 2 wire w/connectors |
| 5010-03 | 12/24 volt, 10ga, 3 wire male |
| 5010-03-2 | 12/24 volt, 10ga, 3 wire male w/connectors |
| 5010-38 | 12/24 volt, 8ga, 3 wire |
| 5010-38-2 | 12/24 volt, 8ga, 3 wire w/connectors |



TROLL PLUGS female

These plugs are also molded with flexible PVC at terminal location for easy plug-in alignment

- | | |
|-----------|--|
| 5010-12 | 12 volt, 10ga 2 wire female |
| 5010-12-2 | 12 volt, 10ga 2 wire female w/connectors |
| 5010-13 | 12 volt, 10ga 3 wire female |
| 5010-13-2 | 12 volt, 10ga 3 wire female w/connectors |



ACCESSORY SOCKET

Socket is made with durable polypropylene plastic and all brass contacts to resist corrosion. Mounts in 1 1/8" hole with #10 mounting holes. 1 1/4" x 2" face plate, 6" leads, 12 volt.

- 5250 Accessory Socket w/cap
- 5249 Replacement cap only



ACCESSORY PLUG

Plug with 4 foot cord, attach to 12 volt portable lights, appliances ...etc. Fits the 5250 socket.

- 5251



*All molded plugs and receptacles can be molded to your specifications of wire color or lengths!
Call or email your Specifications
888-358-8122 or sales@marlanindustries.com*

AGC GLASS FUSES

Medium acting, standard for cars, trucks, boats. All amperages are 1 1/4" long with 1/4" diameter. Last two numbers indicate amperage of fuse. 5 fuses per pack.

2000-10	2000-15	2000-20
2000-30	2000-40	2000-50



FUSE LOOPS WITH COVERS

Fuse covers are molded of high strength polypropylene for heat, oil and chemical resistance. Both hinged and closer edge will withstand many uses. Fits 2000 series fuses.

2010-10-30	2010-12-20
2010-14-15	2010-16-10

Available in Clear #2008 and Yellow #2009



WATERTIGHT FUSE LOOPS

In-line fuse loops are made with 8 - 16 gauge marine 105°C red wire 8" long, with non-breakable heat resistant plastic molded directly to the wire. This push together loop is great around damp and dusty environments.


2011-08-50	2011-10-30	
2011-12-20	2011-14-15	2011-16-10



DUAL WATERTIGHT FUSE LOOP

Made with the same quality materials as our single, this 10" loop comes with a pocket for a spare fuse, enabling you to get back underway with a minimum of fuss.

2013-10-30	2013-12-20	2013-14-15
------------	------------	------------



ATO FUSES

Fuses are standard for 12 volt application on cars, trucks, and boats. Last two numbers in part number indicate amperage of fuse.

5 fuses per pack.

2001-05	2001-10	2001-15
2001-20	2001-30	2001-40



ATO FUSE HOLDER

Made of flexible PVC plastic, molded to 14 gauge marine 105°C red wire, 8" long. Last two numbers indicate gauge of wire used.

Fuse not included

2012-10	2012-12
2012-14	2012-16



ATO FUSE BLOCK

This fuse block accommodates 14 circuits, can be interlocked with more blocks to create unlimited fuse protection.

Fuses not included.

4041



PANEL MOUNT FUSE HOLDER

These holders have 1/4" slip-on male tabs, mount in 1/2" diameter hole, in panel material up to 1/4" thickness. Twist lock cap, rubber washer and mounting nut included. Fuse not included.

2100



PANEL MOUNT CIRCUIT BREAKER

Mounts in 1/2" diameter hole, up to 1/4" panel thickness. Mounting hardware included. #8 brass screw terminals.

2200-05	2200-10
2200-40	2200-50



IN-LINE CIRCUIT BREAKER

Breakers have manual reset button (meeting marine specs) gives overload protection in marine and automotive applications. Solid brass nuts included for #10 terminal mounting bolts.

2201-20	2201-35
2201-40	2201-50

231101HB (2 stud Covers sold separately)



PANEL MOUNT CIRCUIT BREAKER

These breakers have 1/4" male slip-on tabs. Mount in 3/8" diameter hole, up to 1/4" panel thickness. Mounting hardware included.

2205-05
2205-10
2205-20
2206 semi clear cover



CIRCUIT BREAKER BRACKET

Insulated brass bracket for 2201 series in-line circuit breaker, allows for mounting breaker directly to battery post for easy access. Order bracket by itself or with a circuit breaker. Last two numbers indicate circuit breaker amperage.


BRACKET ONLY

2202BP-RED

BRACKET & CIRCUIT BREAKER

2201-CB-KIT-40

2201-CB-KIT-50



BRACKET, CIRCUIT BREAKER and BATTERY TERMINAL COVER

2201BOOTKIT-40

2201BOOTKIT-50



BATTERY TERMINAL COVER

Covers circuit breaker, bracket and battery terminals at the battery.

BATBOOTRED



TERMINAL BLOCK

Brings heavy wire connections to one location. Ideal for use on a 6ga, 4 wire troll harness, or as a common ground point. 7/16" divided positions with #10 screw terminals.

2404 - 4 Terminal
2406 - 6 Terminal
2408 - 8 Terminal



INSTRUMENT HOLE COVER

Attractive cover leaves option for a gauge to be added or covers up where one was removed. Backup bracket and #8 stainless steel screw are included. Small is 2" and large is 3 1/2".

5300-01 Small hole cover
5301-01 Large hole cover



INDICATOR LIGHT

12 volt I.D. lights have 18ga. 5 1/2" leads. Black nylon body with 3/8" bezel. Mounts in 5/16 hole up to 1/4" thick panel. Includes push on locking clip. Bulb is not replaceable.

7115-02 Red, 7115-03 Amber, 7115-06 Green, 7115-07 Blue



UTILITY LIGHT

Black bezel 2 1/4" square with 5" leads. 12 volt bulb can be replaced. Mounts into a 2" hole.

7124



ENGINE STOP SWITCH

Comes with lanyard and has .250 male quick connects. Works on ignition or magneto systems.

7200



IGNITION SWITCH ACCY-OFF-ON-START

4 pole with .250 male quick connects. Mounts in 13/16" hole up to 1/2" thick panel. Chrome plated brass dress nut.

7101



PUSH-PULL SWITCH

3 position OFF-ON-ON with .250 male quick connects. Mounts in 3/8" hole up to 1" thick material.


7110



TOGGLE SWITCHES

All the toggle switches have a black plastic flat toggle, metal neck, metal back up nut and plastic dress nut. Mounts in 1/2" hole up to 1/4" thick material. .250 quick connect male terminals 15amp at 12volt.

7000 (A) on-off SPST
7001 (B) on-off-on DPDT
7002 (C) on-off-on SPDT
7003 (C) (on)-off-(on) SPDT
7004 (B) (on)-off-(on) DPDT
7005 (A) (on)-off SPST
7050 Black rubber boot
DP-500 Toggle Switch hole cover



DRAIN PLUG - FLIP TOP

Highly visible orange drain plug. Lightweight plastic floats for easy retrieval. Flip down to lock in place, lift up to pull out.

5049-03



SNAP CAPS AND BOTTOM WASHER

Covers unsightly panel mounting screws. Black cap with bottom washer. 4 sets per package.

5380 set



ACCESSORY SOCKET

Socket is made with durable polypropylene plastic and all brass contacts to resist corrosion. Mounts in 1 1/8" hole with #10 mounting holes. 1 1/4" x 2" face plate, 6" leads, 12 volt.

5250 Accessory Socket w/cap

5249 Replacement cap only



ACCESSORY PLUG

Plug with 4 foot cord, attach to 12 volt portable lights, appliances ...etc. Fits the 5250 socket.

5251



SNAP CAPS AND BOTTOM WASHER

Covers unsightly panel mounting screws. Black cap with bottom washer. 4 sets per package.

5380 set



IGNITION SWITCH OFF-ON-START

3 pole with #10 screw terminals. Mounts in 13/16" hole, up to 1/2" thick panel. Chrome plated brass dress nut.

7100



RED PUSH BOTTON

Switch used for horn button, or any momentary function up to 15 amps. Mounts in 1/2" hole up to 1/4" material.


7106 (71805 horn boot cover)



CONTURA ROCKER SWITCHES

The Contura style black rocker switches for most used functions. Moisture seal for marine use. .250 quick connect male terminals. Mounts in 13/16" x 1 1/2" cut out, up to 1/4" thick material. Available in the following

7410 (C) on-off SPST
7411 (D) on-off-on DPDT
7412 (A) on-off-on SPDT
7413 (A) (on)-off-(on) SPDT
7414 (D) (on)-off-(on) DPDT
7415 (C) (on)-off SPST
7417 (E) on-off SPST lighted
7418-1 (B) on-off-on SPDT lighted
7418-3 (F) on-off-on DPDT lighted



THREE SWITCH PANEL STOCK

Panel features toggle switches and panel mount fuses. This unit is engraved with Nav/Anc Lights, Bilge, and Aerator. The toggle switches and fuses are splash proof and the fuses provide overload protection. Panel comes completely wired and is easy to install. Panel finish is matt black w 3 3/4" x h 3 1/4".

6003-02



THREE SWITCH PANEL STANDARD

Panel features lighted rocker switches and panel mount fuses. This unit is engraved with Nav/Anc Lights, Bilge, and Aerator. The switches and fuses are splash proof and the fuses provide overload protection. Panel comes completely wired and is easy to install. Panel finish is matt black w 4" x h 4 1/2".

6003-03



THREE SWITCH PANEL DELUXE

Panel features lighted rocker switches and panel mount resetable circuit breakers. This unit is engraved with Nav/Anc Lights, Bilge, and Aerator. The switches and circuit breakers are splash proof. Panel comes completely wired and is easy to install. Panel finish is matt black w 4" x h 4 3/4".

6003-04



FOUR SWITCH PANEL STOCK

Panel features toggle switches and panel mount fuses. This unit is engraved with Nav/Anc Lights, Bilge, Aerator, and Accessory. The toggle switches and fuses are splash proof and the fuses provide overload protection. Panel comes completely wired and is easy to install. Panel finish is matt black w 4 3/4" x h 3 1/4".

6004-02



FOUR SWITCH PANEL STANDARD

Panel features lighted rocker switches and panel mount fuses. The switches and fuses are splash proof. The panel is engraved with Nav/Anc Lights, Bilge, Aerator, and Accessory. The fuses provide overload protection and the panel comes completely wired and is easy to install. Panel finish is matt black w 5 1/4" x h 4 1/2".

6004-03



FOUR SWITCH PANEL DELUXE

Panel features lighted rocker switches and panel mount resetable circuit breakers. The switches and circuit breakers are splash proof and the circuit breakers provide overload protection. The panel comes completely wired and is easy to install. Panel finish is matt black w 5 1/4" x h 4 3/4".

6004-04



UNIVERSAL GAUGE PANEL

Panel features gauges for outboard gas engines. 8K tachometer, fuel, volt, and 80mph speedometer. This panel can be used with the switch panels 6003 thru 6004 or it can be used by itself. Panel comes completely wired, with a speedo kit, and is very easy to install. Panel finish is matt black w 14" x h 5".

6050-03



DASH PANEL STOCK

Panel features gauges for outboard engines. 8K tachometer, fuel, volt, and 80mph speedometer. Also, there are four toggle switches and panel mount fuses. This unit is splash proof and comes completely wired. Panel is engraved with Nav/Anc Lights, Bilge, Aerator, and Accessory. Panel is easy to install and comes with a speedo kit. Panel finish is matt black w 14" x h 6".

6050-01



DASH PANEL DELUXE

Panel features gauges for outboard gas engines. It has lighted rocker switches and panel mount resetable circuit breakers. Gauges are white faced with a chrome bezel, 7K tachometer, fuel, volt, and 80mph speedometer with kit. Panel is engraved with Nav/Anc Lights, Bilge, Aerator, and Accessory. Panel comes completely wired and is easy to install. Panel finish is carbon fiber w 14" x h 7 1/4".

6050-04



LIVEWELL CONTROL CENTER TIMER

Adjust OFF time from 90 seconds to 5 minutes, ON time is 30 seconds. Easy Installation Instructions included. Matt black panel, size 2.75" x 2.75"

6002



LIVEWELL CONTROL CENTER

The Original by Mar-Lan Ind.

Features solid state 12 volt automatic pump control unit. A time control adjust off time from 90 seconds to 5 minutes, on time is 30 seconds. A red light comes on when pump is operating. This unit will run pumps up to 8 amps. Comes with 20' wire harness and installation instructions. Brush sterling panel color, size is 2 1/2" x 4 1/4".

6000-06

This is a "must have" for any serious fisherman.



LIVEWELL CONTROL CENTER (BLACK)

Livewell Control Center unit with a NEW LOOK that does not include a 20' harness. Same operations as the Original Livewell Control Center. Matt black panel, size 3.25" x 5"

6001-06 New Style Panel



REPLACEMENT TIMER

Replacement timer for Livewell Control Centers must have 4 wires.

6015-08



BASS SAVER with Panel

Automatic pump control module mounts under console, dash or gunnel. Operates pumps up to 8 amps, for 30 seconds ON and 5 minutes OFF.

6014-06 Bass Saver with panel



BASS SAVER

Automatic pump control module mounts under console, dash or gunnel. Operates pumps up to 8 amps, for 30 seconds ON and 5 minutes OFF. Add your own on/off switch. Instructions included

6014 Bass Saver



INSTRUMENT HOLE COVER

Attractive cover leaves option for a gauge to be added or covers up where one was removed. Backup bracket and #8 stainless steel screw are included. Small is 2" and large is 3 1/2".

5300-01 Small

5301-01 Large



POWER TROLL HARNESS 12 VOLT

20' 8ga leads black and red. Red has watertight fuse holder with 30 amp fuse, ring terminals on both wires for battery. Commonly used for higher amperage draw applications.



6502

POWER TROLL HARNESS 12/24 VOLT

20' 4 leads 8ga with watertight fuse holders on both red leads. Includes 30 amp fuses and ring terminals for 2 batteries.



6504

POWER TROLL HARNESS 12/24 VOLT

Both have 4 leads 20' long. 40 amp circuit breakers on red leads, with mounting terminals for 2 batteries. A 4 position terminal block on opposite end to attach accessories.



For heavy duty use.

6508 (8 gauge)

6506 (6 gauge)

*See **Misc Accessories and Circuit Breaker** for individual replacement parts for the troll harnesses such as the 40 amp circuit breaker, bracket and terminal boot cover and terminal block.*

EIGHT WAY PIGTAIL HARNESS FEMALE

2, 10ga leads, black and red, and 6, 16ga leads purple, grey, lit. blue, tan, brown/white and yellow/red. 24" or 36" available
Mates with part number 6108.



6107

6107-36

EIGHT WAY PIGTAIL HARNESS MALE

Wire gauge and colors same as the 6107 above. Mates with the 6107 and the I/O Engine harness 6118.



6108

6108-36

EXTENSION FOR THE I/O ENGINE HARNESS

Male to Female 8 wire harness mates with any of our standard I/O Engine Harnesses. Standard lengths are 10', 15' and 20', Special lengths available on request.



6117-10

6117-15

6117-20

I/O ENGINE HARNESS

Has a molded 8 way on one end and round 9 way, ninth wire is tan/blue. Harness is spiral taped. Fits most inboard engines. Standard lengths are 16', 18', and 20'. Other lengths available by special order.



6118-16

6118-18

6118-20

I/O ENGINE HARNESS RECEPTACLE

This receptacle mounts on the engine to provide the monitoring of gauges and sensors. Receptacle with bracket or without bracket. Comes in 1' pigtail, and 6' harness length.



6199-01

6199-02

6199-01-06

6199-02-06

MERCURY I/O TRIM HARNESS

20' electrical connection harness to engine to raise and lower outdrive.



5320-20

MERCURY TRIM CONNECTOR ADAPTOR

This trim adaptor converts the traditional Mercury trim plug to the Delphi connector. It makes rigging and repairs just plug and go.



5321-ADP

LIGHT HARNESS

Attached to a 3 position push/pull switch. Leads are 10' to each light with fused lead to battery.



6099

A & M Marine

13906-B Denton Drive
Dallas, TX 75234
972-484-8434 phone
972-484-9940 fax

Donovan Marine Inc

6316 Humphreys Street
Harahan, LA 70123
800-347-4464
www.donovanmarine.com

Land "N" Sea Dist.

3131 N. Andrews Ave.
Pompano Beach, FL 33064
800-432-7652
www.landnsea.net

Sierra International

1 Sierra Place
Litchfield, IL 62056
217-324-9400
www.sierramarine.com

C & S Outboard, Inc.

2800 Hwy. 90
Crosby TX 77532
281-328-2557
www.csoutboard.com

Ellett Brothers

PO Box 128
Chapin, SC 29036
800-845-3711
www.ellettbros.com

Medart Marine Supply

124 Manufacturers Dr.
Arnold, MO 63010
314-282-2300
www.medartmarine.com

V & V Marine Products

PO Box 14957
Ft Worth, TX 76117
817-284-1125
www.vvmarine.com

Chapman Marine

2201 S.E. Indian St. A-5
Stuart, FL 34997
800-245-3622
www.chapmanmarine.com

**Ask your Supplier for
Mar-Lan Products
or call one of our Authorized
Distributors listed here.**

**TOP SELLING
ITEMS**

Livewell Control Center
Troll Motor Plug 12V or 24V
Troll Plug Receptacle 12V or 24V
Watertight Fuse Holder
Dual Watertight Fuse Holder
Toggle Switch
Circuit Breaker
Accessory Socket 12 Volt
Circuit Breaker Bracket
Blade Type Fuse Holder
Pole Connector 12" Loop

Skin Packaged
Barcoded

Ready for Retail Sales

**Look for Mar-Lan
manufactured
products
at the following
Retail Stores**



**Look for
Mar-Lan's
Troll
Harness
On Pelican
Boats**



MEMBER

ABYC

Setting Standards for Safer Boating®

Phone: 214-357-6571 * Toll Free: 888-358-8122 * Fax: 214-902-8548
Control Panels * Custom Insert Molding * Electrical Parts * Wire Harnesses
info@marlanindustries.com www.marlanindustries.com